

## MK 301 E Specifications

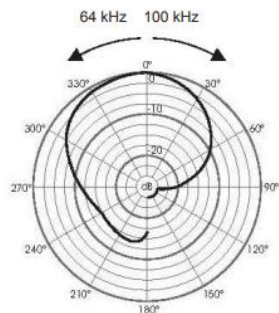
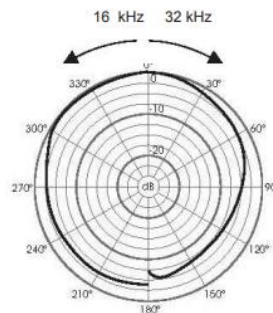
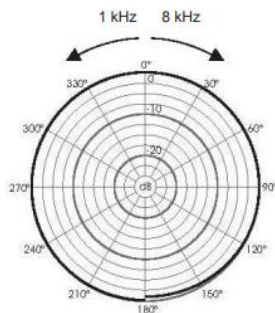
Transducer type	Capacitive pressure receiver
Frequency range of free-field transmission measurement	5 Hz ... 100 kHz ( $\pm 2$ dB)
Sensitivity	3.5 mV/Pa
Limit sound pressure level for 3 % distortion at 1 kHz	168 dB
Noise	35 dB
Polarization voltage	backelectret
Capacitance with polarization voltage at 1 kHz	4.5 pF
Working temperature range	-50 ... +100 °C
Humidity up to	70 °C, 90 %
Temperature coefficient	$\leq 0.01$ dB/K
Static pressure coefficient	0.00001 dB/Pa
Diameter with protective cap	7 $\pm$ 0.02 mm
Height	9.7 mm
Weight	2 g
Thread for preamplifier	5.7 mm 60 UNS
Thread for protective cap	6.35 mm 60 UNS



### Maintenance and servicing

In order to ensure proper functionality, the measuring microphone capsule must be protected from mechanical damage and, depending on the conditions of use, checked on all sides for contamination at intervals to be specified in the operating voltage-free state. After removing the protective cap, the impurities in its interior, as well as on the membrane, should be removed extremely carefully with a soft brush or cloth. The measurement microphone capsule is not suitable for use in chemically aggressive media and conductive dust. Condensation formation must be ruled out.

### Polar diagrams



### 1 free-field frequency response | 3 pressure frequency response

